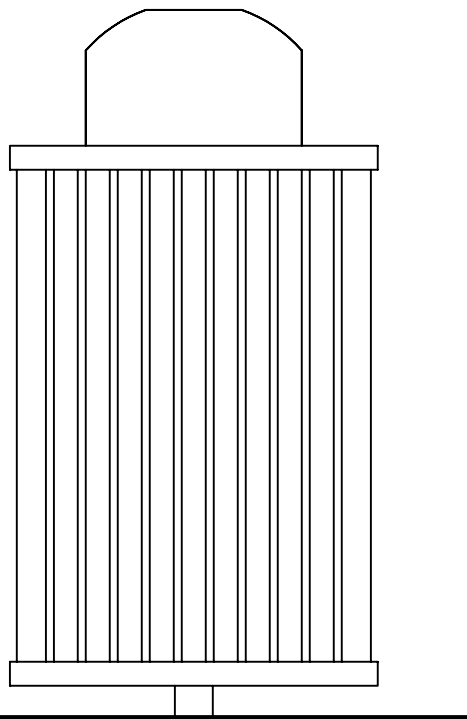


TOP VIEW
SCALE: 1"=1'-0"

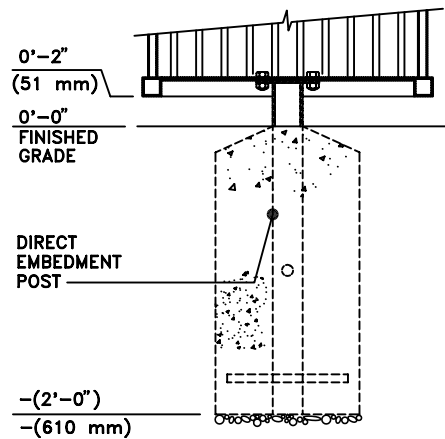
3'-8 1/4"
(1124 mm)



0'-0"
FINISHED GRADE

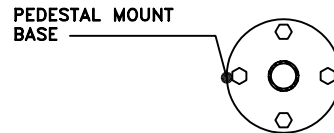
FRONT VIEW
SCALE: 1"=1'-0"

INCLUDES 36-GALLON RECYCLED PLASTIC LINER.
SEE DETAILS AT RIGHT FOR INDIVIDUAL MODELS.

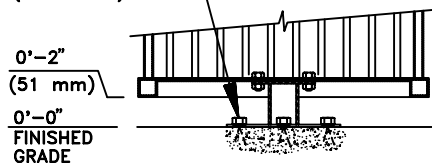


NOTE:
CONCRETE FOOTING AND NO. 4 REBAR (BY OTHERS) PER LOCAL SOIL CONDITIONS. CONSULT PROJECT ENGINEER FOR EXACT REQUIREMENTS.

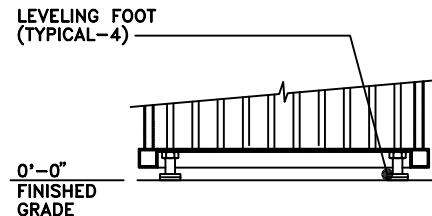
2834-AT-E (EMBEDMENT)
SCALE: 3/4"=1'-0"



5/8" (16 mm) DIA. HOLES PROVIDED FOR ANCHORS BY OTHERS (TYPICAL-4)



2834-AT-P (PEDESTAL MOUNT)
SCALE: 3/4"=1'-0"



2834-AT-L (LEVELING MOUNT)
SCALE: 3/4"=1'-0"

This drawing reveals the copyrighted intellectual property of Columbia Cascade Company. Not for use by others without our express, written authorization.

Authorization for use is hereby granted to architects, landscape architects and similar design professionals solely for the purpose of specifying TimberForm products.



COLUMBIA CASCADE COMPANY

Makers of TimberForm®, PipeLine®, RePlay®, TimberForm®-2, InterPlay®, CycLoops® and CycLocker® Products.

1300 S.W. Sixth Avenue, Suite 310 Telephone 503/223-1157
Portland, Oregon 97201-3464 Facsimile 503/223-4530
U.S.A.

WWW.TIMBERFORM.COM

Title:
TIMBERFORM MANOR
MODEL NO. 2834-AT
LITTER CONTAINER, SIDE EMPTY
WITH ASH/DOME TOP



Scale NOTED
Drawn by: AT 07-04-10
Ck'd by:

Drawing No.
W-2834-AT

Sheet
1 of 1